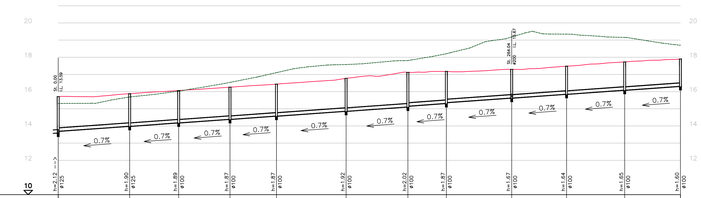

INVERT LEVEL	13.59 / 13.69	13.88	14.18	14.38	14.57	14.85	15.10 / 15.15	15.31 / 15.36	15.62	15.84	16.08	16.30
SLOPE	0.7% 362.5											
DIAMETER & TYPE	ø 225	ø 200										
WALL THICK												
MATERIAL	PE	PVC	PVC	PVC	PVC	PVC	PVC	PVC	PVC	PVC	PVC	PVC
DESIGNED G.L.	15.71	15.72 / 15.71 / 15.70 / 15.73 / 15.78 / 15.84	15.92 / 15.96 / 15.99 / 16.03	16.05 / 16.06 / 16.10 / 16.14	16.18 / 16.22 / 16.26	16.30 / 16.34	16.38 / 16.44	16.48 / 16.52	16.56 / 16.60	16.64 / 16.70	16.77 / 16.84	16.89 / 16.97
EXISTING G.L.	15.31	15.32 / 15.51 / 15.63 / 15.69	15.85 / 16.03	16.14 / 16.27	16.54	16.65	17.10	17.34 / 17.44	17.55 / 17.56	17.58 / 17.62	17.78	17.81
STATION	0.0	41.6	70.1	100.0	127.1	167.6	203.6	226.0	258.0	296.0	329.8	363.3
DISTANCE	41.6	28.5	29.9	27.1	40.5	36.0	22.4	38.0	32.0	33.8	32.5	
No.	22.14	23.2	23.3	23.4	23.5	23.6	23.7	23.8	23.9	23.10	23.11	23.12

Pipeline S23 – 1:100/1:1000

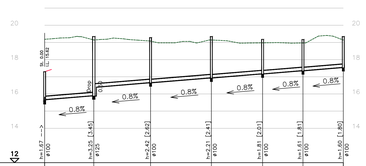

INVERT LEVEL	15.67	15.90 / 16.40	16.66	16.84	17.17	17.36 / 17.54
SLOPE	0.8% 173.8					
DIAMETER & TYPE	ø 200					
WALL THICK						
MATERIAL	PVC	PVC	PVC	PVC	PVC	PVC
DESIGNED G.L.	17.30					
EXISTING G.L.	19.18 / 19.23 / 19.26 / 19.27 / 19.35	19.19 / 19.21	19.11 / 19.08	18.98 / 18.96 / 18.95 / 18.94	19.10 / 18.96 / 18.87 / 18.85	18.99 / 18.99 / 18.97 / 18.37 / 18.41
STATION	0.0	28.7	61.7	97.1	126.9	155.4 / 173.9
DISTANCE	28.7	33.0	35.4	29.8	23.5	23.5
No.	23.9	24.2	24.3	24.4	24.5	24.6 / 24.7

Pipeline S24 – 1:100/1:1000

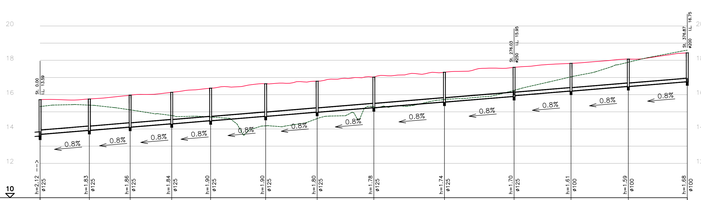

INVERT LEVEL	13.59 / 13.69	13.83 / 13.93	14.11	14.30	14.48	14.74	14.98	15.24	15.57	15.90 / 15.95	16.21	16.48	16.75					
SLOPE	0.8% 376.8																	
DIAMETER & TYPE	ø 250													ø 200				
WALL THICK																		
MATERIAL	PE	PE	PE	PE	PE	PE	PE	PE	PE	PE	PVC	PVC	PVC	PVC				
DESIGNED G.L.	15.71	15.72 / 15.73 / 15.75 / 15.79	15.84 / 15.91 / 15.95 / 16.00	16.01 / 16.02 / 16.05 / 16.11	16.21 / 16.27 / 16.33 / 16.38	16.46 / 16.54 / 16.57 / 16.58	16.64 / 16.66 / 16.69 / 16.76	16.78 / 16.80 / 16.84 / 16.90	16.94 / 17.00 / 17.02 / 17.11	17.12 / 17.15 / 17.22 / 17.23	17.31 / 17.35 / 17.36 / 17.47	17.53 / 17.55 / 17.59 / 17.62	17.78 / 17.84 / 17.85 / 17.92	17.96 / 17.98 / 18.01 / 18.07	18.13 / 18.16 / 18.24 / 18.32	18.41 / 18.43 / 18.50 / 18.55			
EXISTING G.L.	15.31	15.39 / 15.39	15.42 / 15.51	15.53 / 15.72	15.86 / 15.76	15.74 / 15.72	14.63 / 14.29	13.94 / 14.18	14.13 / 14.24	14.35 / 14.45	14.71 / 14.77	14.94 / 14.99	15.19 / 15.24	15.34 / 15.35	15.38 / 15.59	15.72 / 15.77	15.85 / 15.91	16.06 / 16.28
STATION	0.0	28.7	52.5	76.7	99.4	131.4	161.3	194.4	235.5	275.0	309.2	342.5	376.9					
DISTANCE	28.7	23.8	24.2	22.7	32.0	29.9	33.1	41.1	40.5	33.2	33.4	34.3						
No.	22.14	25.2	25.3	25.4	25.5	25.6	25.7	25.8	25.9	25.10	25.11	25.12	25.13					

Pipeline S25 – 1:100/1:1000

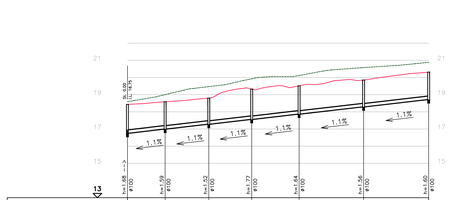

INVERT LEVEL	16.75	17.00	17.28	17.56	17.81	18.29	18.71
SLOPE	1.1% 175.3						
DIAMETER & TYPE	ø 200						
WALL THICK							
MATERIAL	PVC	PVC	PVC	PVC	PVC	PVC	
DESIGNED G.L.	18.43	18.46 / 18.51	18.63 / 18.59	18.67 / 18.73 / 18.80	19.05 / 19.24 / 19.34	19.38 / 19.51	19.51 / 19.60
EXISTING G.L.	18.59	18.64	18.87 / 18.90	19.17 / 19.37	19.57 / 19.82	20.05	20.12
STATION	0.0	21.9	47.4	73.4	100.0	137.5	175.4
DISTANCE	21.9	25.5	25.0	27.6	37.5	37.9	
No.	25.13	26.2	26.3	26.4	26.5	26.6	26.7

Pipeline S26 – 1:100/1:1000

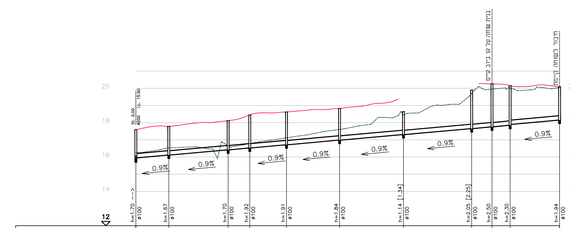
0.9%
IL 16.75
IL 16.75
IL 20.00
IL 20.00
IL 19.90
IL 19.84
IL 19.75
IL 19.63
IL 19.47
IL 19.37
IL 19.34
IL 19.34
IL 19.37
IL 19.41
IL 19.47
IL 19.54
IL 19.60
IL 19.63
IL 19.65
IL 19.67
IL 19.67
IL 19.67